

NEEDS ASSESSMENT OVERVIEW



NEEDS ASSESSMENTS CHALLENGES



Numerous initiatives currently ongoing

Various Design methodologies: ~50% of information collected is common to many tools

Development of needs assessment tools wide range of time frames (not only Rapid Needs Assessments)

Important to ensure compatible IM standards for inter-operability

Participation of Assessments


Quality of Assessments

Common Definitions of key terms needed



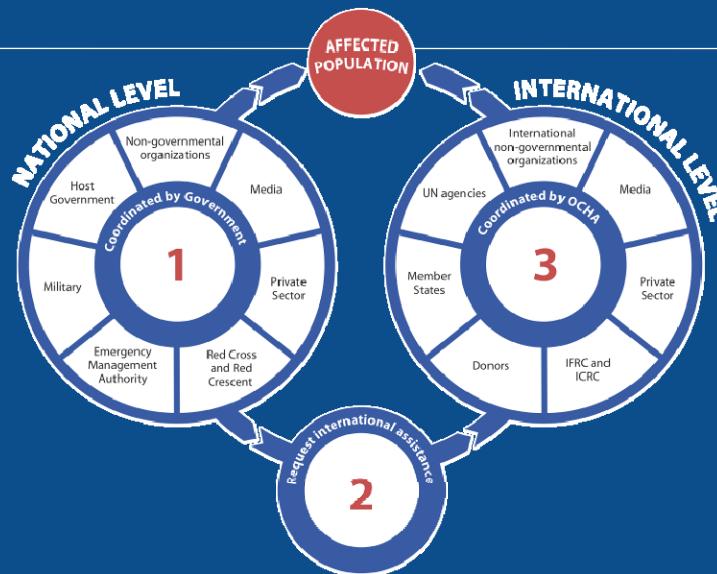
OCHA ACE Project

HUMANITARIAN PARTNERS



- Governments
- U.N. Agencies and Programmes and International Organizations
- NGOs (international & local)
- Civil Society
- Red Cross Movement
- Peacekeeping Missions
- Donor Governments
- Private companies and individuals
- Military

THE KEY ACTORS




TWO UNDERLYING FACTORS FOR PROGRESS



- The many approaches to needs assessment, both within and between global and field levels, requires broad participation and buy-in to achieve harmonization.
- Investments in leadership, capacity-building, funding and data management activities are needed. Resolving the technical challenges in isolation would be insufficient.

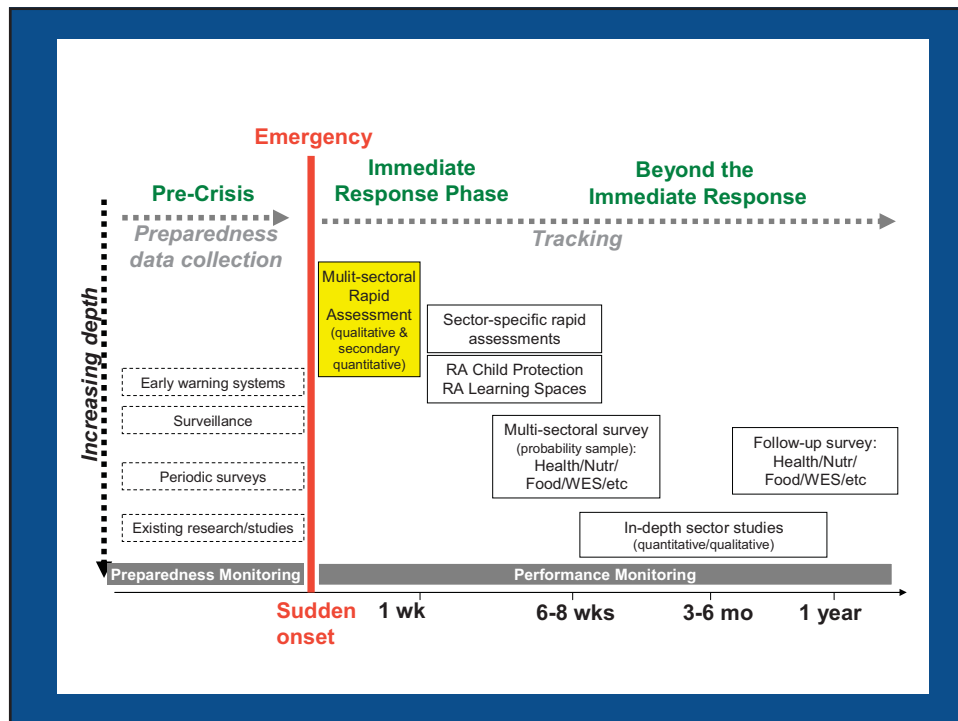
NEEDS ASSESSMENT FRAMEWORK



WHEN/WHERE WAS THE LAST (JOINT/ MULTI-CLUSTER) RAPID NEEDS ASSESSMENT CONDUCTED?

Some recent examples of assessments in Asia Pacific: consider when to conduct, timeframe, scale/ scope, purpose, duration, participation, outcome.

- Pakistan (MCRAM I and MCRAM II (sudden on-set vs non-sudden on set))
- Nepal Koshi Floods
- Indonesia
- Myanmar (VTA, Periodic Review, Periodic Review II)
- Sri Lanka



NEEDS ASSESSMENTS – WHY IT IS ESSENTIAL

Need for information immediately post-disaster in order to:

- Define scope and impact of the disaster
- Plan relief response fast
- Better targeting geographically and programmatically
- Basis for advocacy for additional resources for relief support



NEEDS ASSESSMENTS – WHAT IS ESSENTIAL



Timeliness: The assessment needs to be carried out as soon as possible ideally within the first 72 hours and report need to be produced within 24-48 hours following the assessment

Coordination: A multi-cluster and inter-agency approach is most beneficial

Methodology: In order to ensure credibility of data and to ensure consistency of data collection, a standard method needs to be agreed upon including a standard assessment format/approach



NEEDS ASSESSMENTS – WHAT IS ESSENTIAL



Technology: Use of technology where this is applicable in support of timely and high quality rapid assessments: mobile phones, GPS, data processing and reporting software

Preparedness: The following key steps need to be agreed upon prior to the disaster:

- Who coordinates the assessment?
- Who carries out the assessment?
- Assessment indicators/questions
- Assessment methodology
- Assessment reporting format, report clearance authority and report dissemination strategy
- Funding availability/ fundraising

QUESTIONNAIRE, INDICATORS, ANALYSIS

Each cluster defines its limited set of indicators and questions for the multi-cluster/sector questionnaire

Acknowledgment there is no 'one-size-fits-all', however ensure there is 'minimum standards for needs assessments', and compatible IM system (WASH IM Cluster currently being developed, Nutrition IMS launched etc).

Agreed indicators, questions will lead to consistent information and analysis.



CAPACITY REQUIREMENTS FOR IMPLEMENTATION

To complement the harmonisation, it is necessary to ensure that human resources exist on the ground in the first 72 hours following a disaster with necessary skills and experience to collect accurate and relevant data for assessment.

- Outsourcing of data collection to large roster of experienced researchers with proven ability to mobilise within 24 hours
- Non-UN researchers have access to non-permissive areas (security), and vice-versa
- Training of data collection teams, of cluster leads, of assessment teams
- Training to familiarise on questionnaire and use of technology
- Data management and analysis
- Reporting Formats
- Funding



OCHA